

# State of South Carolina's Road and Bridge Network

*Presented by: Secretary Hall*

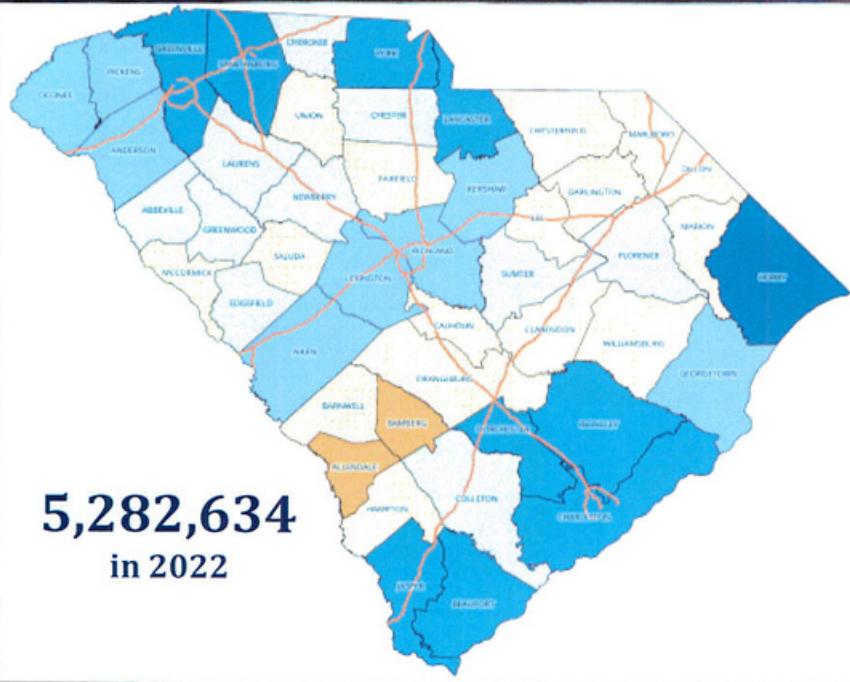


**4<sup>th</sup> largest state highway system  
in the United States**



**serving the**

**3<sup>rd</sup> fastest growing population  
in the Nation.**



**South Carolina**  
Department of Commerce

# 2022 RECRUITMENT OVERVIEW

FROM JANUARY TO DECEMBER 2022,  
SOUTH CAROLINA ANNOUNCED:

**14,083**  
JOBS

**\$10.27**  
BILLION  
CAPITAL INVESTMENT

**120**  
PROJECTS

MOST IN STATE HISTORY

**SC Ports  
handles  
record  
cargo  
volumes  
in 2022**



South Carolina Department of Transportation

# Increased Infrastructure Investments

*Rural Road Safety*



*Paving*



*Bridges*



*Interstates*

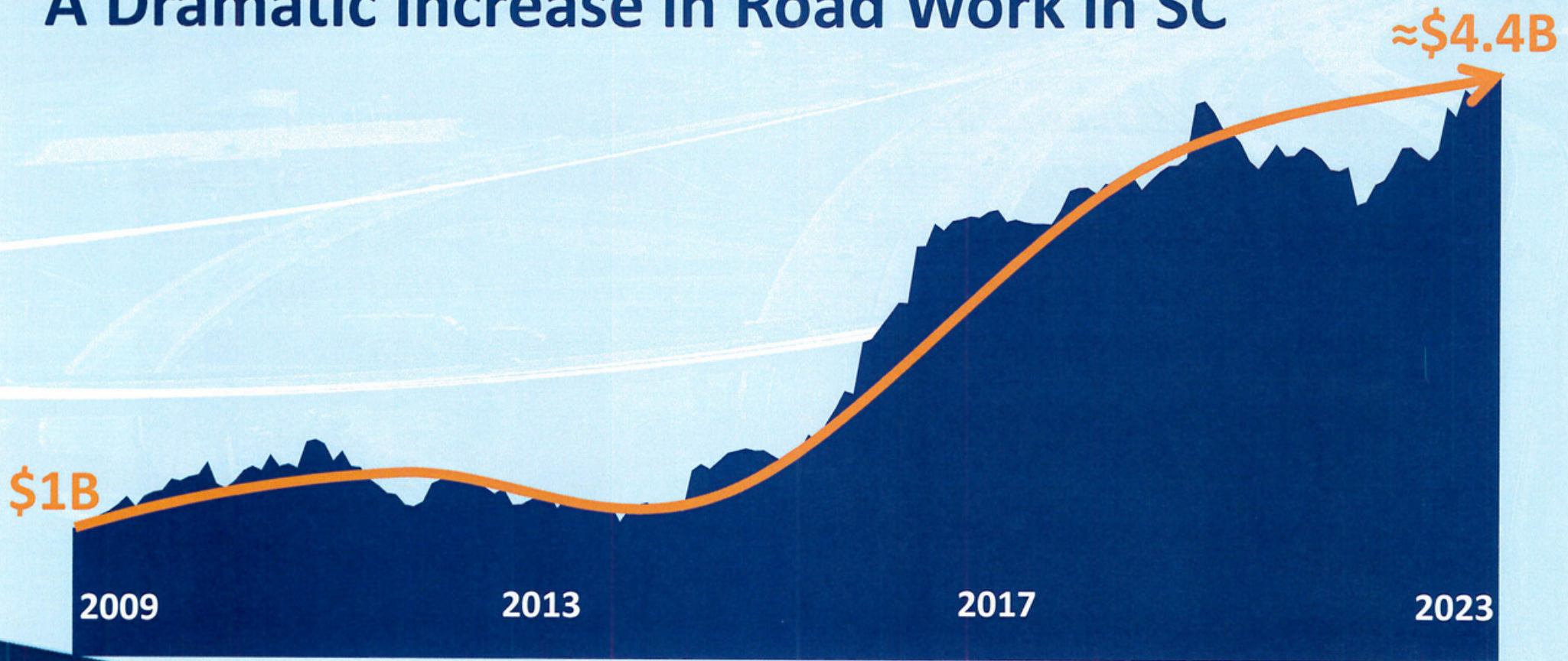


*Regional Mobility (MPO/COG) Programs*



*Routine Maintenance*

# A Dramatic Increase in Road Work in SC



## Conditions are Improving




*\$2.5 Billion from the new gas tax has funded more than 7,000 miles of paving projects all across the state.*



*\$250 Million from the new gas tax has funded more than 850 miles of improvements along our deadliest rural roads.*

# Paving Costs are Trending Up



## Conditions are Improving

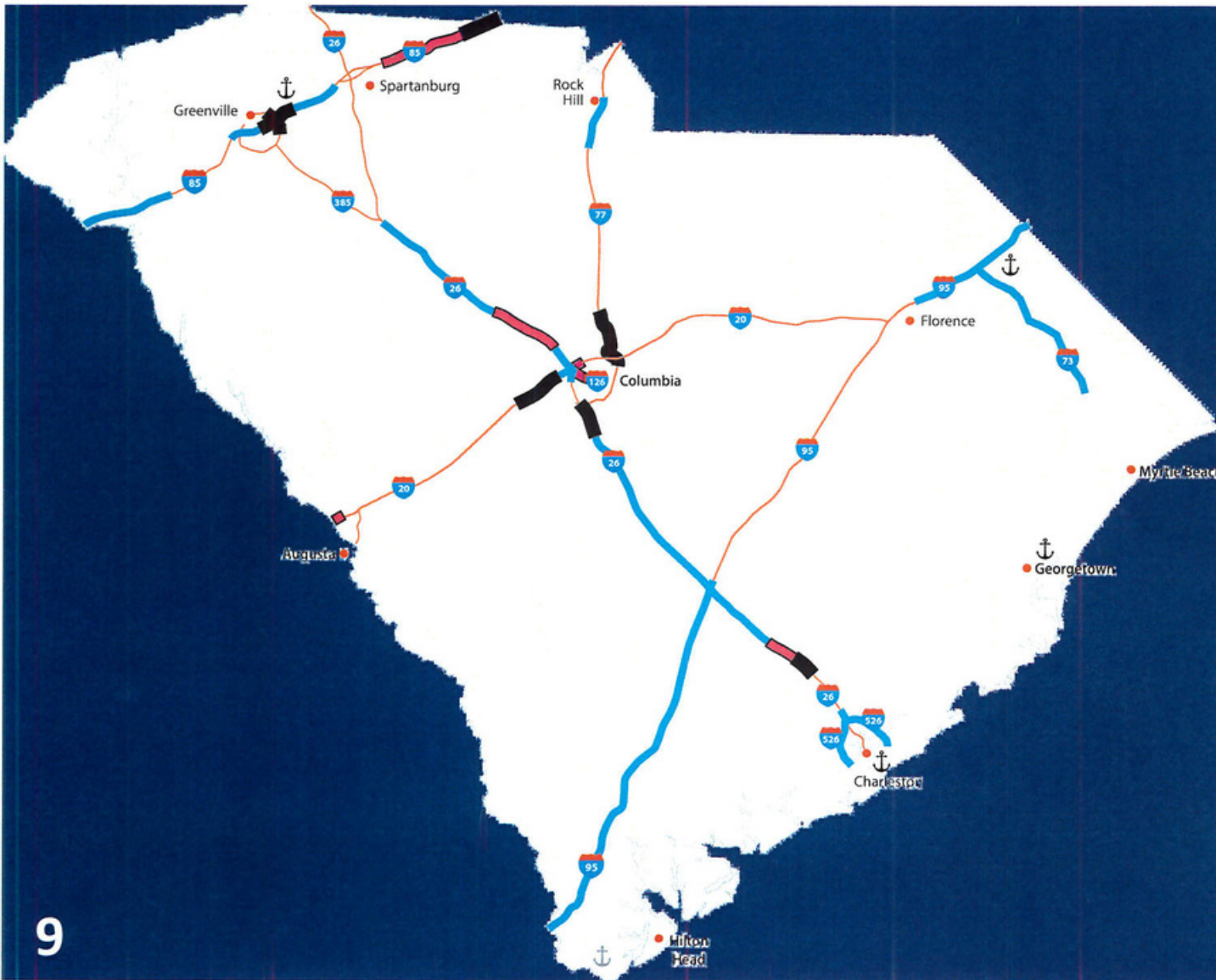


*199 Bridges have been completed and another 75 are under construction.*



*An aggressive Interstate Improvement program is underway to target critical freight pinch points and to alleviate congestion.*



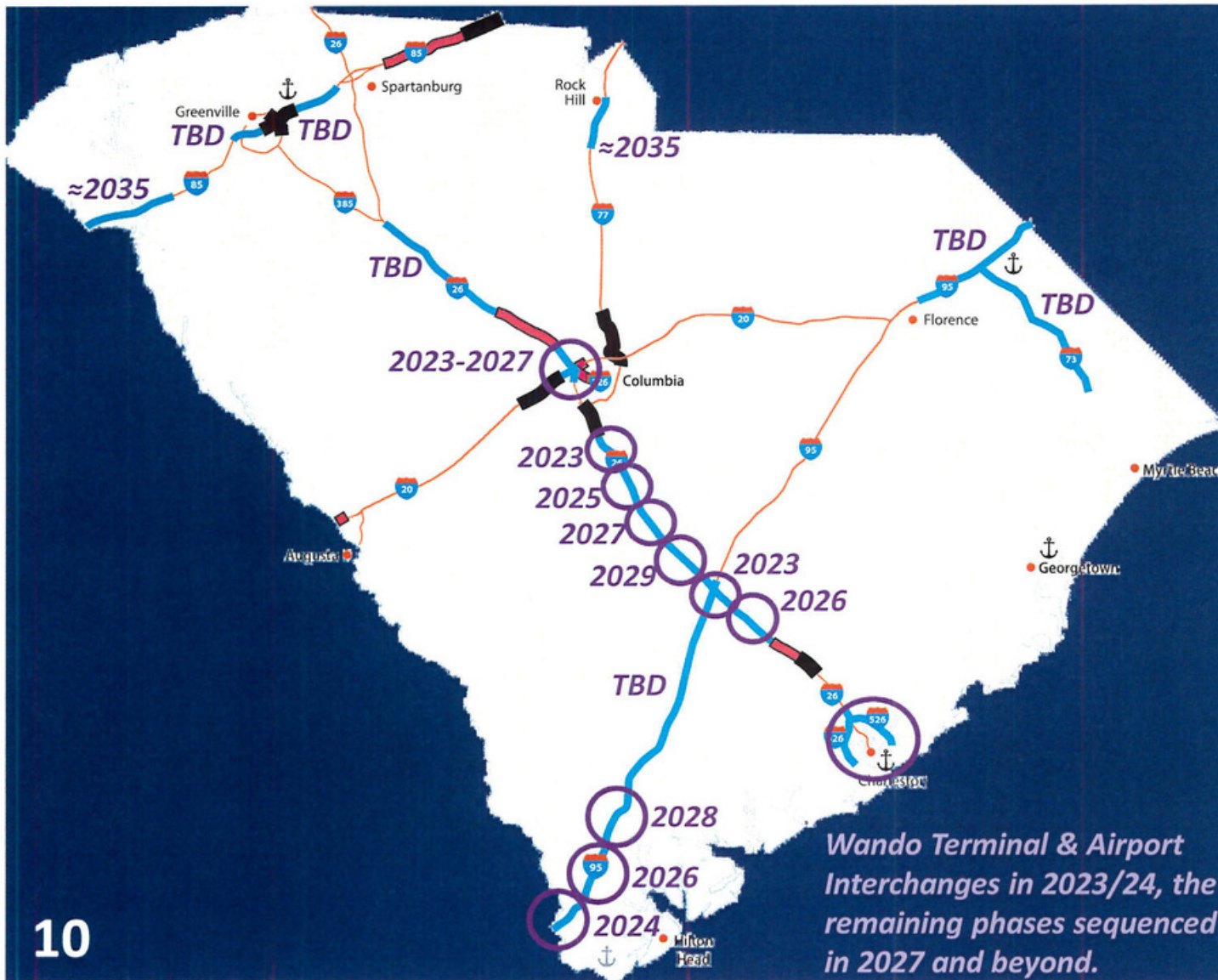


# Interstate Improvements

**46 miles Completed**

**50 miles @ ≈\$2 Billion Under Construction**

**> 250 miles In Planning and Design**



# Coming Up

*Phases 3-5 of Malfunction Junction*

*I26/I95 Interchange*

*Long Point Rd / Port Interchange*

*I26 Widening MM 125 - 136*

*I95 Widening MM 0 - 8*

*I26 Widening MM 136 - 145*

*I26 Widening MM 187 - 95/26*

*I95 Widening MM 8 - 21*

*I26 Widening MM 145 - 154*

*I95 Widening MM 21 - 33*

*I26 Widening MM 154 to 95/26*

*Wando Terminal & Airport Interchanges in 2023/24, the remaining phases sequenced in 2027 and beyond.*

**Significant progress has been made and  
work has been accelerated,  
now is the time to close any remaining gaps.**

# A Surge in Bridge Funding is Needed \$200 Million per year for 5 years

*Many of the **1,778** bridges on the Interstates and major Primary Routes are more than 60 years old.*

***1,125** or **63%** are rapidly approaching the time for replacement or repair.*

